

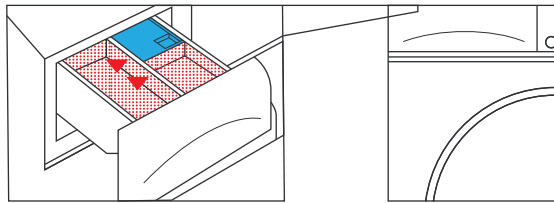
HOW TO USE THE WASHING MACHINE

WASH & DRY
(Maximum 6KG per load)

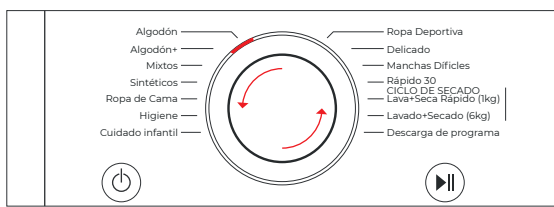


WD10SB6

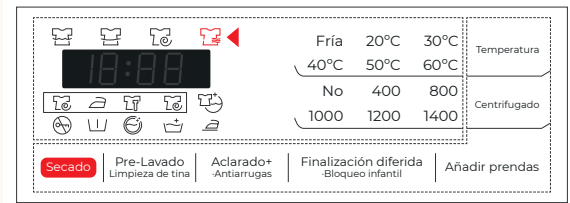
1.- Pull open the detergent dispenser; carefully pour the correct amount of detergent into the left container; fabric softener goes into the blue container on the right handside; bleach goes into the front container on the right handside.



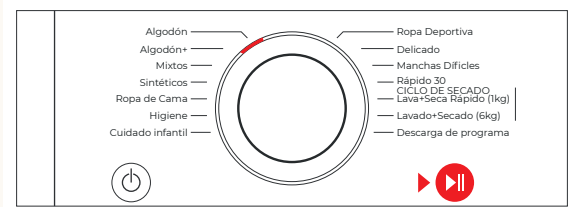
2.- Turn on the washing machine and select the cycle that's suitable for your clothing type. For heavier items, such as towels or jeans, we recommend selecting the 'Mixtos' option. For lighter clothes, such as t-shirts or underwear, we recommend choosing 'Lavado + Secado 6kg'.



3.- If you would like to include a drying cycle, press the 'Secado' option on the screen. You should see the drying symbol turn on. If you only want a wash cycle, you can skip this step.



4.- To begin the process, press the start button. The dry cycle will begin automatically once the wash cycle has finished.



A kind reminder, both the washing and drying cycle must be complete to be able to unlock the main door and remove your clothes.